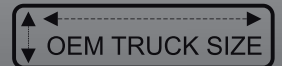


# PRESIDENT

## WALKER IV FCC AM FM



**Engineered to be the very best**

Art. N° TXUS770



- AM/FM • Weather channel/alert
- USB-C port • P CHANNELS
- 7-color display/backlight
- Glow Mode (customize display/backlight for dark)
- Scan/Scan Skip • Talkback
- Automatic SWR meter • SWR Protection
- VOX (Handsfree Tx) • NRC (for Tx and Rx)
- Microphone Up/Down (activate/deactivate)



\*See warranty conditions on our website: [www.president-electronics.us](http://www.president-electronics.us)

Group  
**PRESIDENT**  
ELECTRONICS USA

2373/06-26

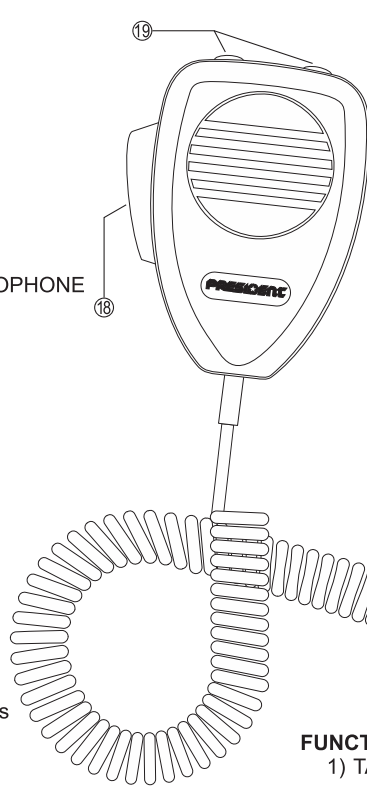
HEAD OFFICE: USA - 1007 Collier Center Way, Naples, Florida 34110  
Web: <http://www.president-electronics.us> • Phone: +1 239.302.3100  
Email: [info@president-electronics.us](mailto:info@president-electronics.us)



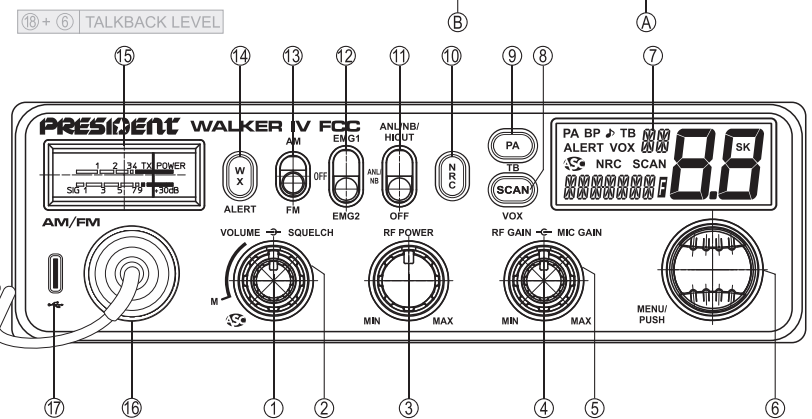
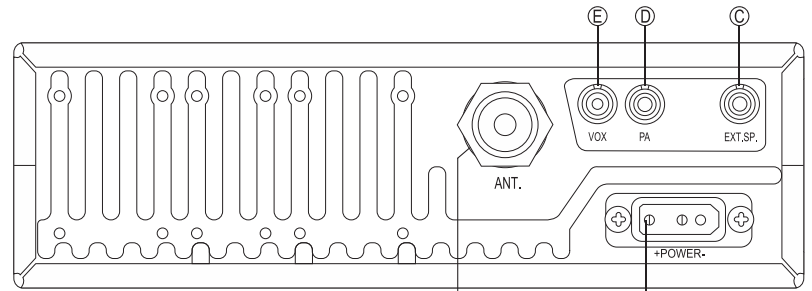
- 1) ON/OFF ~ VOLUME
- 2) ASC (Automatic Squelch Control) ~ SQUELCH
- 3) RF POWER
- 4) MIC GAIN
- 5) RF GAIN
- 6) ROTARY "PUSH" KNOB ~ SKIP ~ GLOW MODE
- 7) LCD
- 8) SCAN ~ VOX
- 9) PA ~ TALKBACK
- 10) NRC ~ NRC SET
- 11) NB/ANL - HIC FILTERS
- 12) PRIORITY CHANNELS
- 13) AM/FM
- 14) WX MODE ~ ALERT
- 15) BARGRAPH
- 16) 6 PIN MICROPHONE PLUG
- 17) USB CHARGING SOCKET
- 18) PTT
- 19) UP/DN BUTTONS ON MICROPHONE

## MENU

- 1) COLOR
- 2) DIMMER
- 3) COLOR GLOW MODE
- 4) DIMMER GLOW MODE
- 5) P CHANNELS
- 6) EMG SET 1
- 7) EMG SET 2
- 8) KEY BEEP
- 9) ROGER BEEP
- 10) TONE
- 11) SWR ADJUSTMENT
- 12) SWR PROTECTION
- 13) PA SETTING
- 14) VOX SET
- 15) MIC TYPE
- 16) UP/DOWN Microphone Keys
- 17) SCAN SKIP
- 18) VOLUME ACCESSORY
- 19) RESET



- A) DC-POWER TERMINAL (13,8 V)
- B) ANTENNA CONNECTOR (SO-239)
- C) JACK FOR EXTERNAL OPTIONAL SPEAKER (8 Ω, Ø 3.5 mm)
- D) JACK FOR PA OPTIONAL SPEAKER (Public Address) (8 Ω, Ø 3.5 mm)
- E) JACK FOR OPTIONAL VOX MICROPHONE (Ø 2.5 mm)



FUNCTION WITH PTT SWITCH  
1) TALKBACK LEVEL

# Specifications

## 1) GENERAL

- Channels : 40
- Modulation modes : AM / FM
- Frequency range : from 26.965 MHz to 27.405 MHz
- Weather channels : from 162,400 MHz to 162,550 MHz
- Antenna impedance : 50 ohms
- Power supply : 13.8 V
- Dimensions : 7.28" (W) x 6.77" (D) x 2.2" (H) inches  
185 (W) x 172 (D) x 56 (H) mm
- Weight : ± 2.64 lbs. / 1.2 kg
- Accessories supplied : 1 microphone electret UP/DOWN with support, mounting cradle, screws and fused power cord.

## 2) TRANSMISSION

- Frequency allowance : +/- 200 Hz
- Carrier power : 4 W AM / 4 W FM
- Transmission interference : inferior to 4 nW (- 54 dBm)
- Audio response : 300 Hz to 3 KHz
- Emitted power in the adj. channel : inferior to 20 μW
- Microphone sensitivity : 3.0 mV
- Drain : < 2 A max. (with modulation)
- Modulated signal distortion : 1,8 %

## 3) RECEPTION

- Maxi. sensitivity at 20 dB sinad : 0.5 μV - 113 dBm - AM  
0.3 μV - 116 dBm - FM
- Frequency response : 300 Hz to 3 kHz
- Adjacent channel selectivity : 60 dB
- Maximum audio power : 3 W
- Squelch sensitivity : minimum 0.2 μV - 120 dBm  
maximum 1 mV - 47 dBm
- Frequency image rejection rate : 60 dB
- Intermediate frequency rejection rate : 70 dB
- Drain : 180 ~ 500 mA maximum

